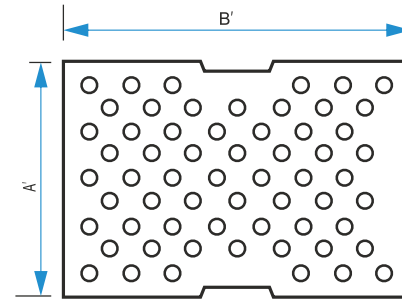


# U SHAPE DRAIN (HEAVY)

## APPLICATIONS :

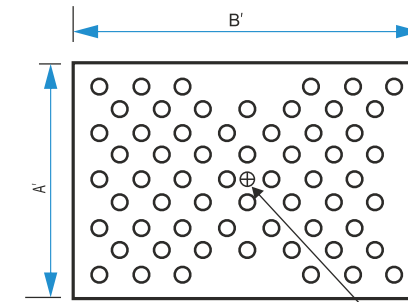
Such as storm water drains and power and telecommunication cable ducts.

## STANDARD COVER

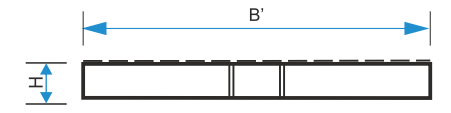


Cover plan

## WITHOUT HOLE COVER



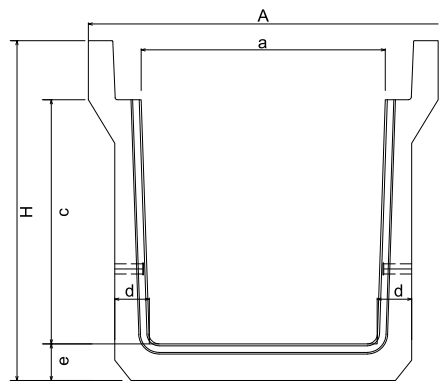
Cover plan



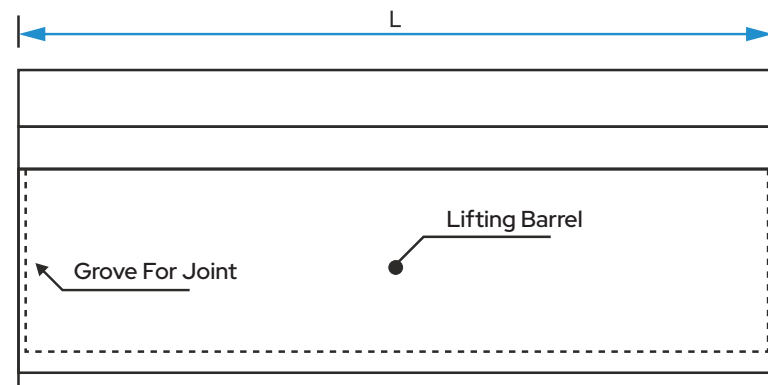
Cover Side View  
Cover Hole

Lifting Barrel

## SECTION

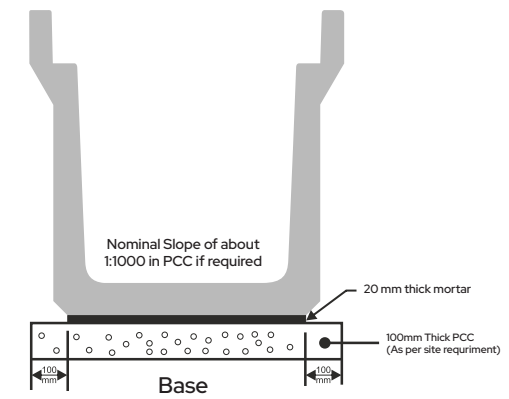


## SIDE VIEW

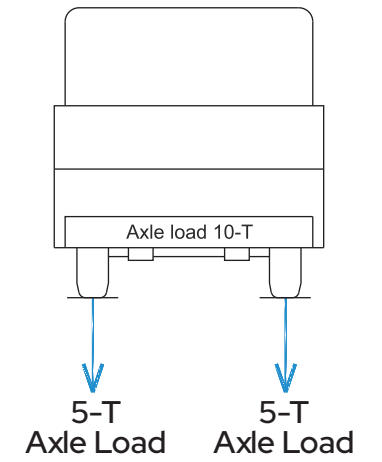
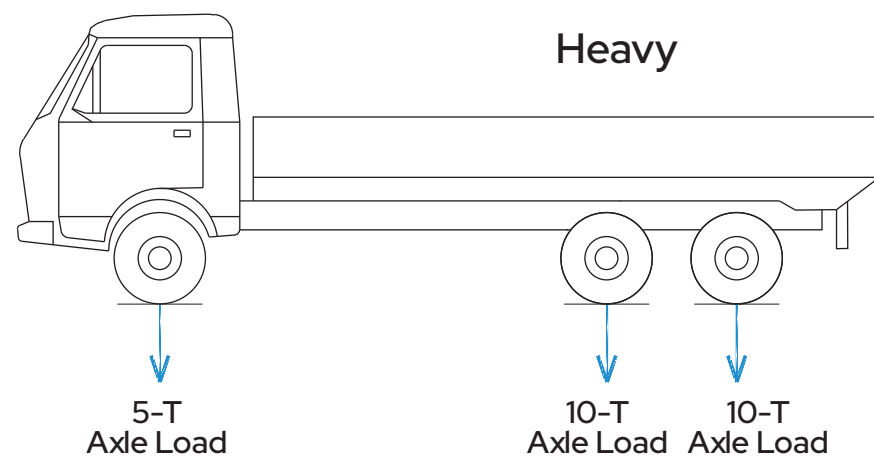


Size(mm)	Dimensions of U Shape Drain (mm)						
a x c	L	A	H	a	c	d	e
300 x 300	2000	540	480	300	300	65	70
450 x 450	2000	700	660	450	450	75	80
600 x 600	2000	860	835	600	600	85	90
750 x 750	2000	1050	1000	750	750	95	100
900 x 900	2000	1200	1170	900	900	115	120
1200 x 1200	2000	1500	1470	1200	1200	120	120

Drain Size(mm)	Dimensions of Cover (mm)		
	A'	B'	H
300 x 300	500	410	110
450 x 450	500	565	130
600 x 600	500	710	140
750 x 750	500	890	145
900 x 900	500	1050	150
1200 x 1200	1000	1330	150



## LOAD CARRYING CAPACITY : 5 T WHEEL LOAD



## TYPICAL JOINT DETAILS

